

Certificate of Conformance

to

EN15182-4 (2010) Handheld Branchpipes for Fire Service Use

Task Force Tips, Inc. certifies that the following nozzles meet or exceed the requirements found in the EN15182-4 (2010) standard.

QuadraFog 150 PN40

For supporting documentation contact us at www.tft.com



TASK FORCE TIPS

Delivers what our customers need, when they need it.



TASK FORCE TIPS, INC
REGISTERED TO ISO 9001:2008
FILE NUMBER 10001004 QM08

Annex C
(normative)

Datasheet for hand-held branchpipes for fire service use

C.1 General

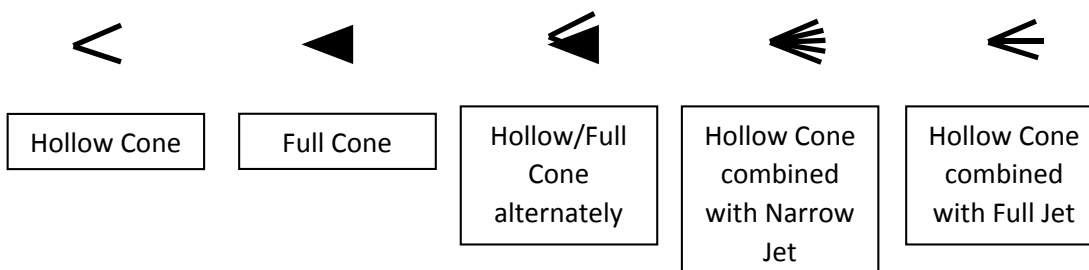
- NOTE 1** The symbol * means “where applicable” in the whole datasheet
NOTE 2 Actual test results can be entered in the data sheet when these results exceed the minimum requirements given in this Standard

C.2 General data

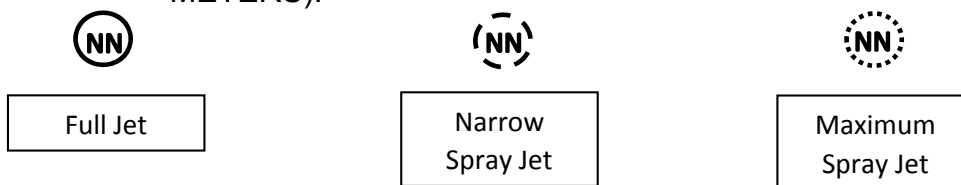
1.1 Manufacturer	Task Force Tips, Inc. – Valparaiso, IN - USA
1.2 Type	QF150
1.3 Type according to EN 15182-1 Annex A	
1.4 Flowrate (l/min) at p_R	150 l/min @ 6 bar
1.5 Flow settings *	20-40-100-150
1.6 Type of spray *	Hollow Cone streaming/Full Cone alternately

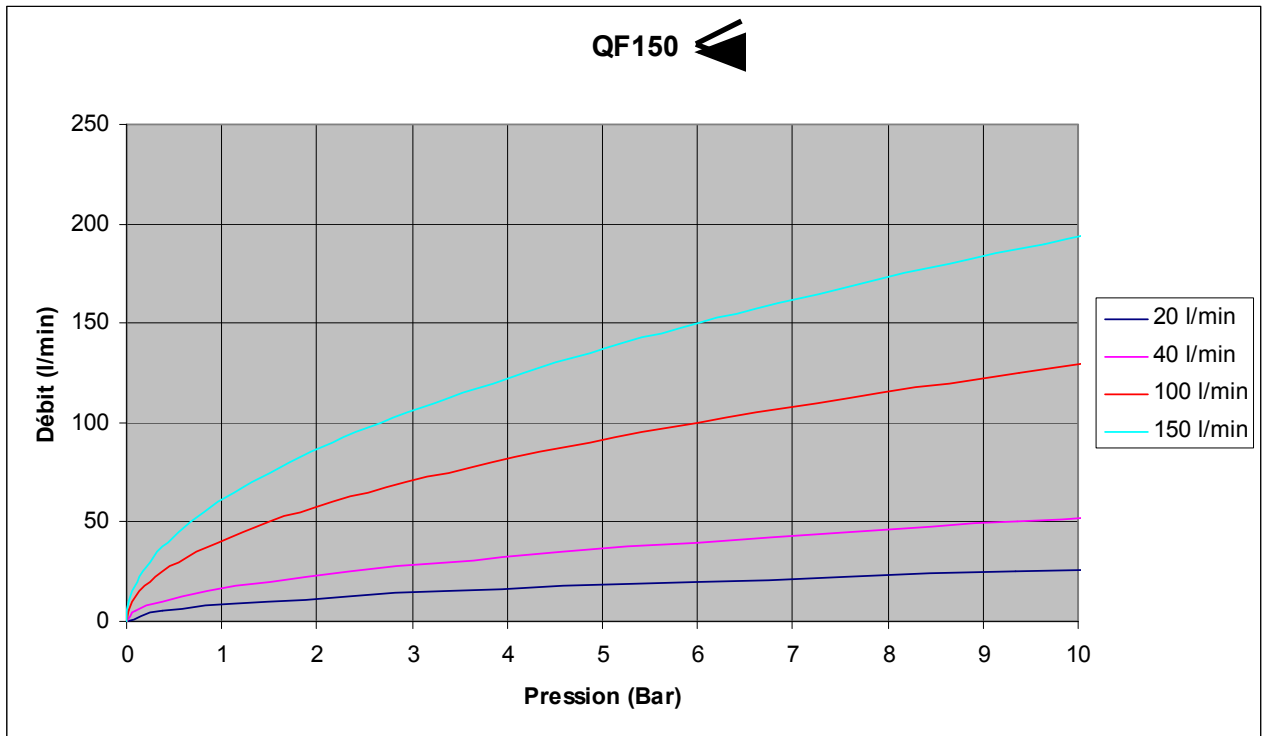
C.3 Flow pressure chart

Use the following symbols to represent different types of cone spray:



Use the following symbols to represent flow at spray types (NN represents throw in METERS):





20 l/min

12

6

3

40 l/min

18

8

4

100 l/min

21

13

6

150 l/min

28

14

7

C.4 Operational devices

3.1 Fitting system	Swiveling Coupling
3.2 Gripping device	Pistol Grip
3.3 Open/shut-off device *	Ball Valve
3.4 Jet/spray system *	Rotating operating element (bumper)
3.5 Flow adjustment system *	Rotating operating element (ring)

C.5 Requirements

OPERATING AND HANDLING	Relevant sub clause number per standard	Item	Minimum Requirement	Test Result
	EN 15182-4/4.2.1	Dimensions (mm)	≤ 550x350x150	270x225x95
	EN 15182-2/4.2.1	Mass (kg)	≤ 3.5	1.27
	EN 15182-2/4.2.2	Torques needed for moving operating elements (N·m)		
		Lever *	≤ 15	N/A
		Valve Handle *	≤ 15	2.3
		Flow adjustment element	≤ 15	1.6
		Jet adjustment element	≤ 10	1.0
	EN 15182-2/4.2.3	Rotating inlet element	≤ 5	2.0
		Flow adjustment *		
EN 15182-2/4.2.4	Rotation from minimal to maximal flow	≤ 180°	72°	
	Jet adjustment *			
	Rotation from straight jet to wide spray jet with a minimal spray angle of 100°	70° - 180°	174°	

PERFORMANCE	Relevant sub clause number per standard	Item	Minimum Requirement	Test Result
	EN 15182-2/4.3.3	Effective throw (m)	24	28
		Spray jet *		
	EN 15182-2/4.3.4	Wide spray jet *: angle	$\geq 100^\circ$	146°
	EN 15182-2/4.3.5	Narrow spray jet *: angle	$\geq 30^\circ$	61°

PHYSICS	Relevant sub clause number per standard	Item	Minimum Requirement	Test Result
	EN 15182-1/7.2.2	Sensitivity to frost (° C)	Operational after 30 min @ (-15±2)°C	PASS
	EN 15182-1/7.2.1	Sensitivity to heat (° C)	Operational after 24 h @ (55±2)°C	PASS
	EN 15182-1/6.3.1	Non-obstruction test (mm)	3.18	PASS
	EN 15182-4/5.5	Burst pressure (bar)	100	PASS

C.6 Operational extra data (no requirements)

Relevant sub clause number per standard	Item	Test Result
Ageing tests		
	UV test	
	Ozone test	
	Corrosion test	HARDCOAT EXCEED MILITARY SPECIFICATION MIL-A-8625F

C.7 Data certified by *:

Adam Ritchey
Quality Manager
Task Force Tips